



2018  
VOLUME 25



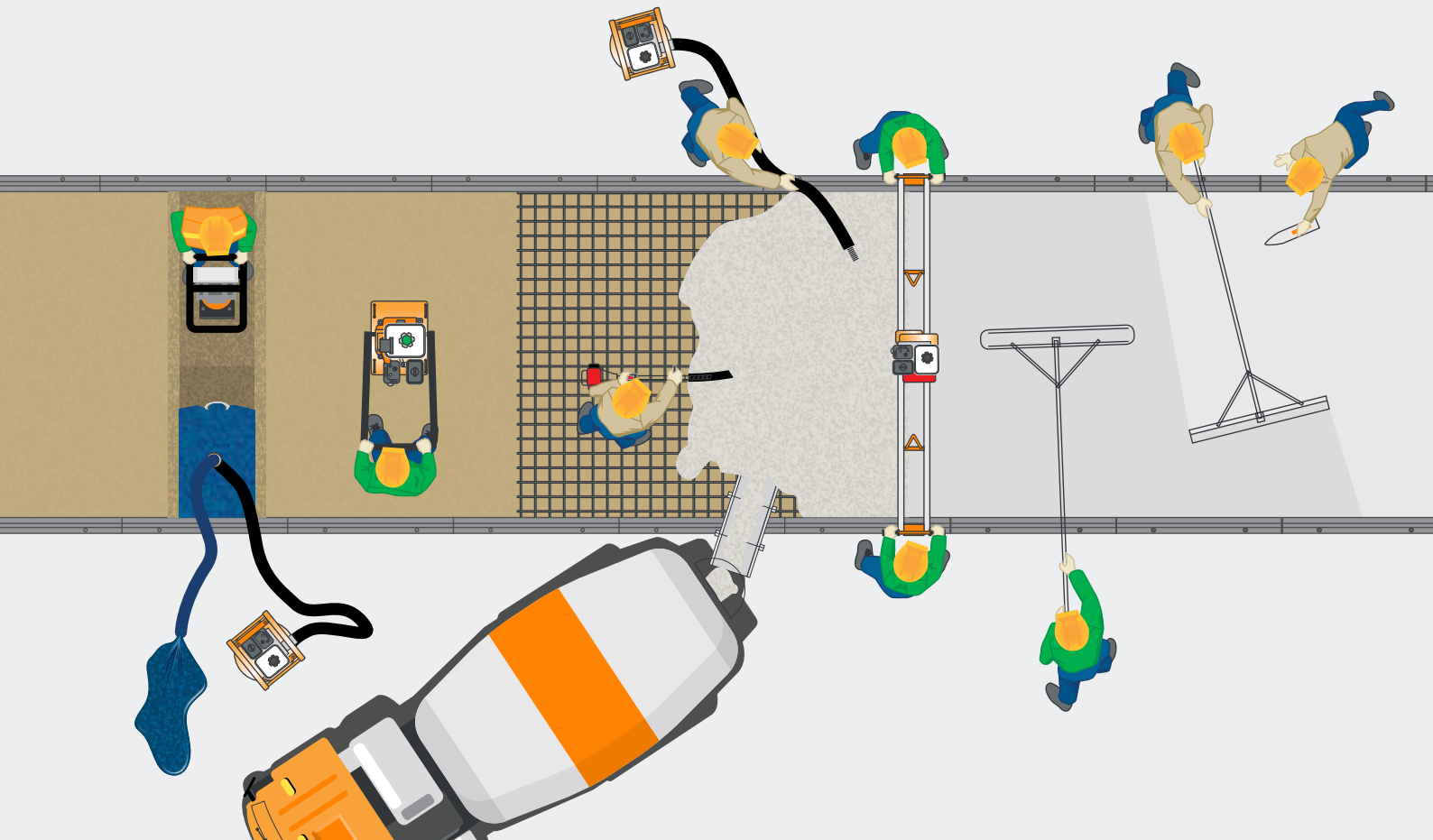
**From site cut to saw cut,  
Flextool offers a complete  
range of quality professional  
concrete and construction  
equipment.**

**Site Preparation**

Soil Compaction Equipment

**Concrete Placing**

Concrete Vibrators, Concrete Power Screed, Hand Tools



<b>DRIVE UNITS</b>	<b>4</b>
Petrol, Electric & Diesel Models	
<b>PUMPS</b>	<b>6</b>
Flexshaft Pumps, PortaPump & Electric Submersible Pumps	
<b>CONCRETE VIBRATORS</b>	<b>9</b>
Flexshaft Concrete Vibrators, PortaVibe, Electric Concrete Vibrators, Pneumatic Immersion Concrete Vibrators & Pneumatic External Concrete Vibrators	
<b>CONCRETE POWER FINISHING</b>	<b>13</b>
Walk Behind Power & Ride On Power Trowels, Trowel Blades & Pan Floats	
<b>CONCRETE POWER SCREEDING</b>	<b>17</b>
PortaScreed, Double Beam Vibratory Screeds, Truss Screeds & Laser Guide Boom Screeds	
<b>HAND TOOLS</b>	<b>20</b>
<b>SOIL COMPACTION</b>	<b>26</b>
Forward Plate Compactors	
<b>DIAMOND CUTTING &amp; DRILLING</b>	<b>30</b>
Floor & Road Saws, Brick Saws & Hand Held Power Cutters, Diamond Blades, Core Drills & Drill Stands & Diamond Core Bits	
<b>SURFACE PREPARATION</b>	<b>35</b>
Concrete Grinders & Diamond Grinding Consumables, Surface Scarifiers, Shot Blasters & Dust Collectors	
<b>POWER EQUIPMENT</b>	<b>39</b>
Water Blasters	

## Concrete Finishing

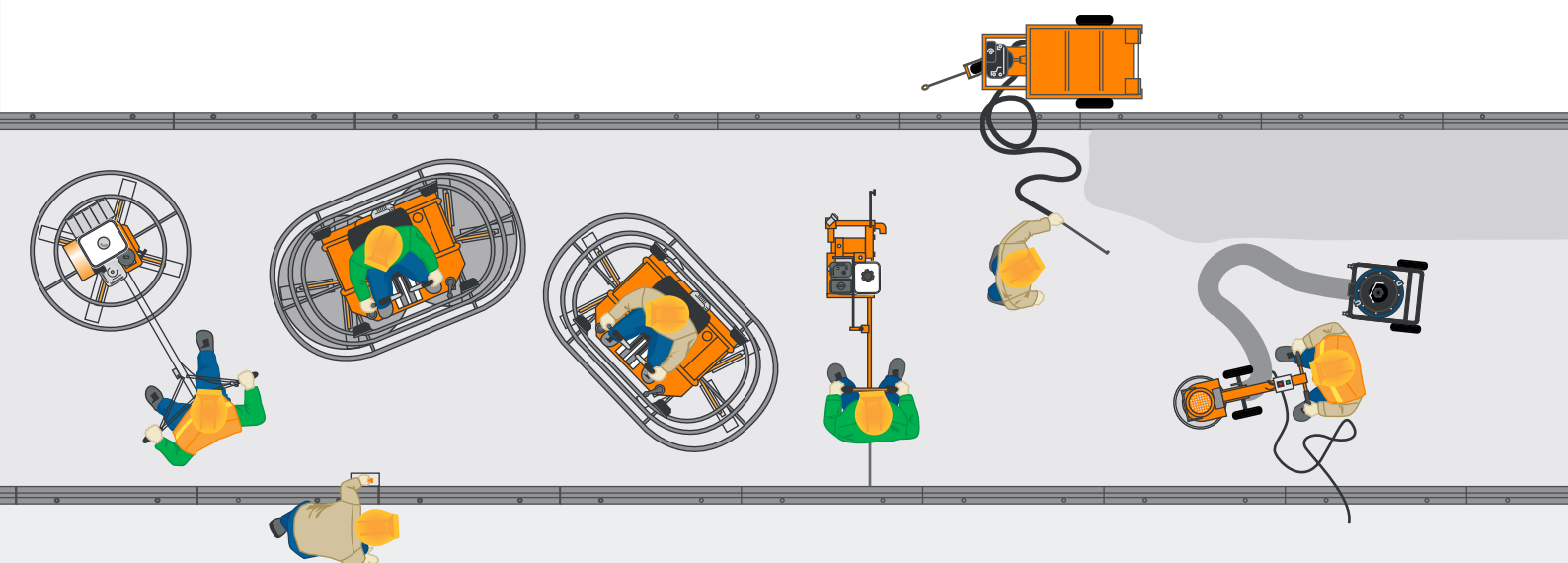
Walk Behind & Ride On Power Trowel

## Concrete Cutting

Floor Saws, Diamond Blades

## Surface Preparation

Concrete Grinders & Consumables



# Flextool Drive Units

FLEXTOOL DRIVE UNITS ARE COMPATIBLE WITH ALL BRAND FLEXSHAFT PUMPS AND CONCRETE VIBRATORS FITTED WITH A 3-TOOTH DRIVE COUPLING



## PETROL DRIVE UNITS

### APPLICATIONS

- All model 212 Submersible Pumps
- All model VP Concrete Vibrators

### FEATURES

- Dished steel base for dragging across reinforcing mesh (FT201620-UNIT & FT202062-UNIT Only)
- Spring and rubber mounts for vibration isolation (excludes FT202062-UNIT)
- Heavy duty motor protection frame






Standard



Super



Heavy Duty

MODEL		DP4	DP4	DP6
PRODUCT CODE		FT202062-UNIT	FT201620-UNIT	FT201630-UNIT
OPERATING WEIGHT	kg	27.5	30	38
ENGINE SPEED	RPM	3,000	3,000	3,000
VIBRATION ISOLATORS		No	Yes	Yes
ENGINE MAKE		Honda	Honda	Honda
ENGINE MODEL		GX160	GX160	GX270
MAX RATED POWER	Hp	5.5	5.5	9
FUEL TYPE				

## DIESEL DRIVE UNITS



### APPLICATIONS

- All model 212 Submersible Pumps
- All model VP Concrete Vibrators
- Hazardous areas (mining, tunnels & refineries)

### FEATURES

- Recoil & electric start options
- Rubber mounts for vibration isolation
- Heavy duty motor protection frame



MODEL	DD4Y	DD4YE
PRODUCT CODE	FT201711-UNIT	FT21711E-UNIT
OPERATING WEIGHT	kg	50
ENGINE SPEED	RPM	3,000
VIBRATION ISOLATORS	Yes	Yes
ENGINE MAKE	Yanmar	Yanmar/Electric Start
ENGINE MODEL	L48	L48
MAX RATED POWER	Hp	4.8
FUEL TYPE		

## ELECTRIC DRIVE UNITS

### APPLICATIONS

- All model VP Concrete Vibrators
- Not for use with Pumps

### FEATURES

- Thermal overload protection
- Heavy duty motor protection frame
- Maximum Flexshaft Length 6m

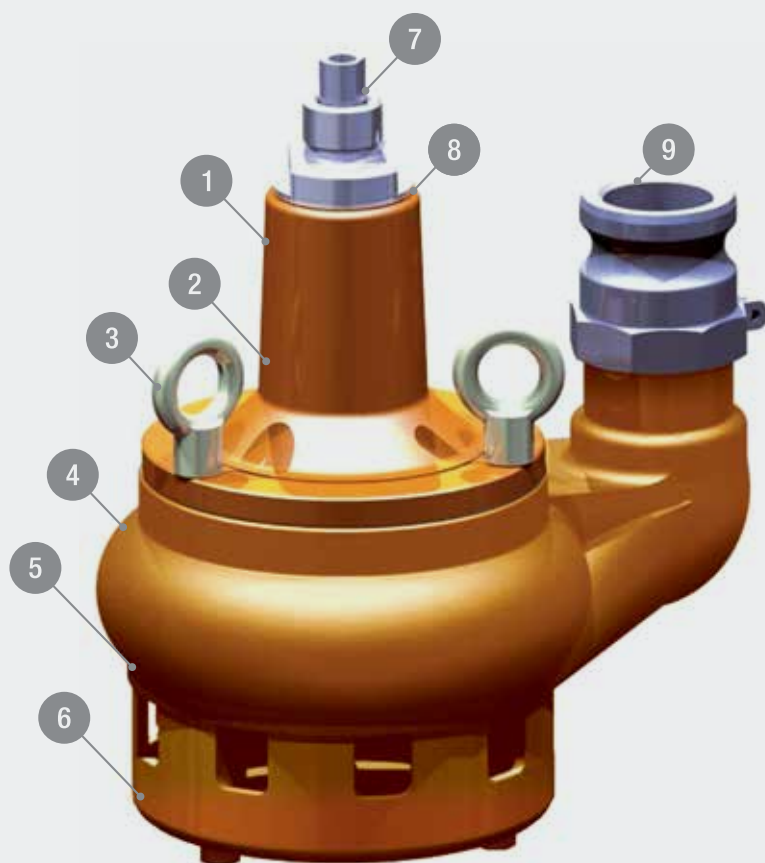
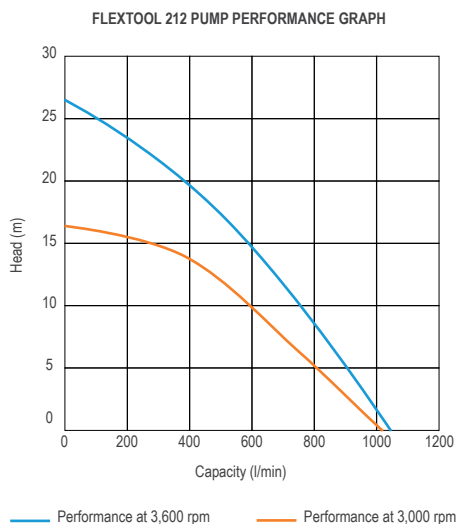


MODEL	DE15S
PRODUCT CODE	FT203045-UNIT
OPERATING WEIGHT	kg
ENGINE SPEED	RPM
VIBRATION ISOLATORS	No
POWER OUTPUT	kW
VOLTAGE	240
CURRENT	amp
FREQUENCY	Hz



## Flextool Pumps

Flextool Pumps are highly efficient underwater units which are operated by a variety of portable drive units powered by petrol, diesel and electric motors. Flextool Pumps are completely self priming and extremely robust in their design. They are notably trouble free in service and maintenance, whilst the flexible shaft drive facilitates use in many situations where close coupled pumps would not be suitable.




- 1 - Heavy duty & double row bearings
- 2 - Oil bath lubrication
- 3 - Lifting eyelets
- 4 - Hardened steel wear plates
- 5 - Heavy duty choke resistant stainless steel spindle
- 6 - 28mm solids pumping capacity
- 7 - Corrosion resistant stainless steel spindle
- 8 - Seven oil seals for superior bearing protection
- 9 - Quick action camlock hose fittings

# How to select the right pump


## TYPE OF LIQUID



Clean Water



Water with Debris



Slurry Water with Fine Particles



Other

## APPLICATION

### GENERAL PURPOSE PUMPS

- › Excavations pits
- › Construction sites
- › Pier holes
- › Dams
- › Swimming pools
- › Trenches



### ABRASION RESISTANT PUMPS

- › Quarries
- › Sandy soils
- › Sand pits
- › Slurry



### CHEMICAL RESISTANT PUMPS

- › Anodisers
- › Industrial waste
- › Salty water
- › Others



MODEL		P212G		P212A		P212C	
PRODUCT CODE		FT201836-UNIT	FT202255-UNIT	FT202489-UNIT	FT209030-UNIT	FT209018-UNIT	FT201310-UNIT
FLEXSHAFT LENGTH	m	6	9	6	9	6	9
OPERATING WEIGHT	kg	26	38	33.5	42.5	38	47
SHAFT INNER CORE DIA	mm	13	13	15	15	15	15
SHAFT OUTER CASING DIA	mm	32	32	38	38	38	38
DISCHARGE DIA	mm (in)	50 (2" BSP)	50 (2" BSP)	50 (2" BSP)	50 (2" BSP)	50 (2" BSP)	50 (2" BSP)
MAX. DISCHARGE HEAD	m	26	26	26	26	26	26
MAX. DISCHARGE	l/h	63,000	63,000	63,000	63,000	63,000	63,000
SOLIDS CAPACITY	mm	28	28	28	28	28	28

## LAY FLAT HOSE

### FEATURES

- Lightweight, reinforced PVC lay flat hose, rolls flat and saves space.
- Available in standard and heavy duty 20m kits and cut lengths.

PRODUCT CODE	FT200032-UNIT	
HOSE TYPE	Blue - Std Duty	
LENGTH	m	20
HOSE DIA	mm (in)	50 (2')
FITTED WITH	Coupling & Joiner	



## FLEXTOL EXTENSION FLEXSHAFTS

Flextool extension shafts extend the length of an existing submersible pump and concrete vibrators. Fitted with the same 60mm quick action coupling as the drive units, these extensions allow for quick onsite connection.

### APPLICATIONS

- Deep columns
- Elevated formwork
- Deep excavations



MODEL	PVX-3	PVX-6
PRODUCT CODE	FT202611-UNIT	FT202304-UNIT
FLEXSHAFT LENGTH	3	6
OPERATING WEIGHT	kg	19
SHAFT INNER CORE DIA	mm	13
SHAFT OUTER CASING DIA	mm	32

**Extension shaft is compatible with all Submersible Pumps and Concrete Vibrators.**

### SUBMERSIBLE PUMPS



GENERAL



ABRASIVE



CHEMICAL

### CONCRETE VIBRATORS



STEEL TIP VP SERIES



RUBBER TIP VP SERIES

- Max length of Submersible Pump & Extension Shaft; and Concrete Vibrator & Extension Shaft is 15m.
- For lengths between 12m and 15m a heavy duty drive unit is recommended.



## Flextool Concrete Vibrators

The Flextool VP Series of Immersion Concrete Vibrators produce high frequency vibration allowing for the efficient compaction of low slump concrete mixes. Compaction improves the strength and finish of the concrete by driving out entrapped air. The epicyclic design of the VP series vibrator range generates high frequency vibration from a low flexshaft speed, the low speed of both the flexshaft and vibrator rotor results in longer service life. The rotor generating the vibration is supported by a heavy duty self aligning bearing and executes a pendulum motion. Vibration is greatest at the tip of the vibrator head.



VP30



VP40, 50, 60

### CONCRETE VIBRATOR STEEL TIP - HARD NOSE CAP

MODEL		VP30	VP40	VP40	VP50	VP50	VP60	VP60
PRODUCT CODE		FT200034-UNIT	FT201745-UNIT	FT201746-UNIT	FT201755-UNIT	FT201756-UNIT	FT201775-UNIT	FT201778-UNIT
VIBRATOR HEAD DIA	mm	30	40	40	50	50	60	60
FLEXSHAFT LENGTH	m	6	6	9	6	9	6	9
VIBRATOR HEAD LENGTH	mm	415	455	455	460	460	455	455
OPERATING WEIGHT	kg	15	22	30	23	31	25	35
SHAFT INNER CORE DIA	mm	10	13	13	13	13	13	13
SHAFT OUTER CASING DIA	mm	28	32	32	32	32	32	32
FREQUENCY	vib/min	15,000	13,000	13,000	13,000	13,000	13,000	13,000
AMPLITUDE IN AIR	mm	0.6	1.8	1.8	1.9	1.9	2.1	2.1

**IMMERSION VIBRATOR SHAFTS FITTED WITH RESILIENT NOSE CAPS EXTEND THE LIFE OF FORM BOARDS AND IMPROVES OFF-THE-FORM FINISHES**



### CONCRETE VIBRATOR RUBBER TIP - RESILIENT NOSE CAP - POLYURETHANE TIPPED

MODEL		VP40R	VP40R	VP50R	VP50R	VP60R	VP60R
PRODUCT CODE		FT21745R-UNIT	FT21746R-UNIT	FT21755R-UNIT	FT21756R-UNIT	FT21775R-UNIT	FT21778R-UNIT
VIBRATOR HEAD DIA	mm	40	40	50	50	60	60
FLEXSHAFT LENGTH	m	6	9	6	9	6	9
VIBRATOR HEAD LENGTH	mm	465	465	470	470	465	465
OPERATING WEIGHT	kg	22	30	23	31	25	35
SHAFT INNER CORE DIA	mm	13	13	13	13	13	13
SHAFT OUTER CASING DIA	mm	32	32	32	32	32	32
FREQUENCY	vib/min	13,000	13,000	13,000	13,000	13,000	13,000
AMPLITUDE IN AIR	mm	1.8	1.8	1.9	1.9	2.1	2.1

## FLEXTOOL PORTAVIBE®

### APPLICATION

For vibrating slabs, footings, stairways and footpaths.

### PORTABLE POWER


The PortaVibe provides the solution to vibrating concrete with an easy to use portable unit. There is no need for electricity supply or separate drive units. The Honda four-stroke motor provides hassle free operation and in comparison to a two-stroke motor uses less fuel, has reduced engine emissions and no need for mixed fuel.



### LIGHTWEIGHT

The unit is light and balanced, and is fitted with an adjustable handle and carry strap for user comfort and complete control.

### EASY TO USE

A convenient on/off switch and throttle control built into the handle.




MODEL		PVE44	PVE44R
PRODUCT CODE		FT203330-UNIT	FT203331-UNIT
TYPE		Hard Nose	Resilient
FLEXSHAFT LENGTH	mm	545	545
VIBRATOR HEAD DIA	mm	44	44
VIBRATOR HEAD LENGTH	mm	390	390
OPERATING WEIGHT	kg	11	11
SHAFT INNER CORE DIA	mm	7.5	7.5
SHAFT OUTER CASING DIA	mm	28	28
FREQUENCY	vib/min	9,000	9,000
AMPLITUDE IN AIR	mm	2.8	2.8
ENGINE MAKE		Honda	Honda
ENGINE MODEL		GX35	GX35
MAX RATED POWER	Hp	1.5	1.5
FUEL TYPE			

## OZTEC - BACKPACK DRIVE UNIT

### FEATURES

- Honda 4 stroke technology
- "Patent pending" totally enclosed rotary throttle
- "Patented" quick disconnect "QD" system
- Kill switch located on throttle handle
- Total run time is approx. 1 hour plus (full tank)



MODEL		BP50A
PRODUCT CODE		FT2ZBP50-UNIT
OPERATING WEIGHT	kg	10.9
ENGINE MAKE		Honda
ENGINE MODEL		GXH50
MAX RATED POWER	Hp	2.5
FUEL TYPE		

## OZTEC - ELECTRIC DRIVE UNIT

### FEATURES

- Wrap around protective frame & shock absorbers protect against damage when dropped or thrown from heights of up to 1.8m.
- Lightweight, compact & fitted with a shoulder strap.
- "Patented" quick disconnect "QD" system.



MODEL		1.80Z
PRODUCT CODE		FT2Z230V-UNIT
OPERATING WEIGHT	kg	7
POWER OUTPUT	kW	1.8
VOLTAGE	volts	240V

## OZTEC - FLEXSHAFTS

### FEATURES

- Interchangeable with all Oztec electric & petrol drive units.
- Supplied with "Quick Change" adaptors.



MODEL		FS07	FS10
PRODUCT CODE		FT2ZFS07-UNIT	FT2ZFS10-UNIT
FLEXSHAFT LENGTH	m	2.1	3.1
SHAFT INNER CORE DIA	mm	7.5	7.5
SHAFT OUTER CASING DIA	mm	28	28
OPERATING WEIGHT	kg	3.4	4.9

## OZTEC - VIBRATOR HEADS

### FEATURES

- Produces high amplitude & centrifugal force.
- Eccentric head (vibrating the entire head).
- Superior consolidation.



MODEL		H100	H150	H175
PRODUCT CODE		FT2ZH100-UNIT	FT2ZH150-UNIT	FT2ZH175-UNIT
VIBRATOR HEAD DIA	mm	25	38	44
VIBRATOR HEAD LENGTH	mm	360	360	360
OPERATING WEIGHT	kg	1.5	2.4	2.7
FREQUENCY	vib/min	10-12,000	10-12,000	10-12,000

## FLEXTOL PNEUMATIC IMMERSION VIBRATORS

These pneumatic immersion vibrators are constructed from high quality hardened ground steel and are engineered to withstand the harshest treatments. They are built to work, day after day and have been constructed to provide high frequency and high centrifugal force to ensure maximum efficiency. Available in six different sizes and with the ability to adjust vibration with the twist action shaft, there is a model for every application.



MODEL		VL25	VL35	VL45	VL55	VL75	VL87
PRODUCT CODE		FT2VAV25-UNIT	FT2VAV35-UNIT	FT2VAV45-UNIT	FT2VAV55-UNIT	FT2VAV75-UNIT	FT2VAV87-UNIT
HOSE LENGTH	m	2	2	2	2	2	2
VIBRATOR HEAD DIA	mm	25	35	45	55	75	87
VIBRATOR HEAD LENGTH	mm	254	270	321	353	398	415
OPERATING WEIGHT	kg	4.5	5.5	6.1	8.2	12.3	13.5
FREQUENCY	vib/min	21,000	18,000	18,000	17,500	16,000	14,000
AIR CONSUMPTION	CFM (L/Min)	12.7 (360)	15.9 (450)	22.6 (640)	30.0 (850)	42.4 (1200)	49.4 (1400)
FORCE	kN	0.60	1.66	3.20	6.60	14.01	17.75

## FLEXTOL PNEUMATIC EXTERNAL VIBRATORS

The rugged design of QR & FB Series external vibrators with only two moving parts means these units are built to perform and outlast the competition. They are suitable for use on shutters, tampers, surface finishes, hoppers, tables and many other applications where high frequency vibration is required. Vibration frequency is adjustable by altering the air flow to the vibrator.



Quick Release Bracket Type



FT2VQRB4-UNIT


MODEL		1200	1600	2000
PRODUCT CODE	QR Type	FT2R1200-UNIT	FT2R1600-UNIT	FT2R2000-UNIT
OPERATING WEIGHT	kg	9.1	9.1	14.5
FREQUENCY	vib/min	15,000	16,000	16,000
AIR CONSUMPTION	L/Sec	19	19	24
AMPLITUDE	mm	1.59	1.60	1.80
CENTRIFUGAL FORCE	kN	11.74	15.5	19.57
QUICK RELEASE BRACKET	Model	PV-QRB2	PV-QRB2	PV-QRB4



# Flextool Concrete Power Finishing

## FLEXTOL WALK-BEHIND POWER TROWELS

### FEATURES

- › Heavy duty gearbox design for longer life
- › Height adjustable handles for operator comfort and ease of control
- › Centrifugal runaway safety switch for operator safety
- › Fingertip blade tilt control mechanism
- › Central lifting hook for easy and safe onsite handling



MODEL		FT34	FT40
PRODUCT CODE		FT203434-UNIT	FT204040-UNIT
TROWEL DIAMETER	mm (in)	865 (34)	1015 (40)
OPERATING WEIGHT	kg	77	81.5
NUMBER OF BLADES		4	4
SPEED RANGE	RPM	40-125	40-125
BLADE PITCH MAX	Deg	28	28
ENGINE MAKE		Honda	Honda
ENGINE MODEL		GX160	GX160
MAX RATED POWER	Hp	5.5	5.5
FUEL TYPE			

BLADES & ACCESSORIES		FT34	FT40
FINISHING BLADES		FT2TD343-UNIT	FT2TD402-UNIT
COMBINATION BLADES		FT2S3418-UNIT	FT2S4018-UNIT

TROLLEY	SUITS FT203434-UNIT
PRODUCT CODE	FT203480-UNIT





## FLEXTOOL PROFINISH® WALK-BEHIND POWER TROWELS

The walk-behind power trowel machines are available in operating widths ranging from 24" to 46" with one diesel and four petrol models. With cast iron spiders, lift levers and pressure plates, these precision engineered components ensure the best possible flat floor results are achieved on each and every slab. Fitted with highly efficient gearboxes, maximum torque is transferred to the trowel rotors for superior performance at low, medium and high RPM.

### FEATURES

- Heavy duty gearboxes designed for the toughest panning, floating and finishing applications
- Easy access to all three handle mounted operating controls provides greater user safety
- Fatigue reducing body contoured, padded handle bar provides operator comfort
- Central lifting hook for easy and safe onsite handling



46"  
\*includes D-Handle



24"



36"



36D"



40"

MODEL		FP424	FP436	FP436D	FP440	FP446
PRODUCT CODE		FT203424-UNIT	FT203436-UNIT	FT23436D-UNIT	FT203440-UNIT	FT203446-UNIT
TROWEL DIAMETER	mm (in)	610 (24)	915 (36)	915 (36)	1015 (40)	1165 (46)
OPERATING WEIGHT	kg	50	75	89	85	105
NUMBER OF BLADES		4	4	4	4	4
SPEED RANGE	RPM	40-130	40-130	50-130	40-130	40-150
BLADE PITCH MAX	Deg	30	30	30	30	30
ENGINE MAKE		Honda	Honda	Yanmar	Honda	Honda
ENGINE MODEL		GX160	GX160	L48	GX270	GX390
MAX RATED POWER	Hp	5.5	5.5	4.7	9	13
FUEL TYPE						

BLADES & PANS		FP424	FP436	FP436D	FP440	FP446
FINISHING BLADES		FT220455-UNIT	FT220414-UNIT	FT220414-UNIT	FT220414-UNIT	FT220410-UNIT
COMBINATION BLADES		-	FT220479-UNIT	FT220479-UNIT	FT220479-UNIT	FT220480-UNIT
PAN FLOAT		FT211766-UNIT	FT211691-UNIT	FT211691-UNIT	FT240PAN-UNIT	-

D HANDLE	SUITS 36" & 40" MODELS
PRODUCT CODE	FT203552-UNIT



## FLEXTOOL PROFINISH® RIDE-ON POWER TROWELS

The ride on power trowel offers exceptional power to weight ratios, meaning they are the ultimate force in tackling concrete pours of all sizes. Powerful engines deliver maximum performance to the heavy-duty gearboxes resulting in a perfect finish every time.

### HEAVY DUTY GEARBOX

The ProFinish ride on power trowels are fitted with heavy-duty gearboxes that provide longer life and less maintenance.

### FEATURES

- Heavy duty gearboxes provide longer life and less maintenance
- Twin stick, multi-directional levers deliver immediate, responsive steering
- Emergency shut down control for operator safety
- Lifting points for balanced lifting on and off the job site
- Independent manual pitch control
- Adjustable seat for operator comfort
- Lights for indoor and night time work
- Water / Retardant discharge system
- Wheel kit for easy onsite manoeuvrability
- USB charging outlet for smartphones






46"-HYDRO



36"



46"

MODEL	FP836-2	FP1046-2	FP1046-H
PRODUCT CODE	FT238362-UNIT	FT238462-UNIT	FT23846H-UNIT
TROWEL DIAMETER	mm (in)	2 x 915 (36)	2 x 1165 (46)
OPERATING WEIGHT	kg	330	480
DIMENSIONS (L X W X H)	mm	1950 x 1000 x 1250	2500 x 1300 x 1400
NUMBER OF BLADES	8	10	10
SPEED RANGE	RPM	50-140	60-155
BLADE PITCH MAX	Deg	30	30
WATER TANK CAPACITY	L	20	20
ENGINE MAKE	Honda	Vanguard	Kubota
ENGINE MODEL	GX690	613400	V1505
MAX RATED POWER	Hp	27	35
FUEL TYPE			
FUEL TANK CAPACITY	L	20	20

BLADES & PANS	FP836-2	FP1046-2	FP1046-H
FINISHING BLADES	FT220414-UNIT	FT220410-UNIT	FT220410-UNIT
WIDE FINISHING BLADES	-	FT2WX185-UNIT	FT2WX185-UNIT
COMBINATION BLADES	FT220479-UNIT	FT220480-UNIT	FT220480-UNIT
PAN FLOAT	FT211691-UNIT	FT2H3505-UNIT	FT25FLAT-UNIT

## FLEXTOOL FINISHING BLADES

Finishing blades are designed to produce a smooth and polished finish to the concrete surface. After the slab has firmed up, blade pitch is increased to a greater angle resulting in a smooth and polished finish.



MODEL	BR-20455	BR-20414	BR-20410	BR-WH8X18-5	FT-D34-3	FT-D40-2
PRODUCT CODE	FT220455-UNIT	FT220414-UNIT	FT220410-UNIT	FT2WX185-UNIT	FT2TD343-UNIT	FT2TD402-UNIT
SIZE mm	120 x 230	152 x 355	152 x 460	210 x 460	150 x 325	150 x 375
SIZE in	4.75" x 9"	6" x 14"	6" x 18"	8" x 18" (5pk)	6" x 12.75"	6" x 14.75"
WEIGHT kg	2.20	4.80	6.20	12.75	5.20	6.00
TO SUIT	FP424	FP436 / FP836 / FP440	FP446 / FP846	FP846 / FP1046-2	FT34	FT40

## FLEXTOOL COMBINATION BLADES

Combination blades are designed for operators who wish to use one blade for both floating and finishing applications. During the initial stages of power trowelling the blade is set flat and is used for floating, as the slab firms up the blade pitch is increased to produce a smooth finish.



MODEL	BR-20479	BR-20480	FT-S34-18	FT-S40-18
PRODUCT CODE	FT220479-UNIT	FT220480-UNIT	FT2S3418-UNIT	FT2S4018-UNIT
SIZE MM	205 x 355	205 x 455	185 x 322	195 x 370
SIZE IN	8" x 14"	8" x 18"	7.25" x 12.50"	7.75" x 14.50"
WEIGHT KG	6.00	8.00	7.20	8.50
TO SUIT	FP436 / FP836 FP440	FP446 / FP846	FT34	FT40

## FLEXTOOL PAN FLOATS

Pan floats clip onto both finishing or combination blades. Pan floats with their large surface area achieve flatter floors than traditional float blades as are they are more efficient in removing imperfections, bumps and voids.



MODEL	BR-11766	BR-11691	BR-440PAN	BR-11692	BR-WH3505	BR-WH3505FLAT
PRODUCT CODE	FT211766-UNIT	FT211691-UNIT	FT240PAN-UNIT	FT211692-UNIT	FT2H3505-UNIT	FT25FLAT-UNIT
SIZE mm	605	940	1050	1230	1175	1175
SIZE in	24"	37"	41.25"	48.5"	46.25"	46.25"
WEIGHT kg	5.00	17.60	23.30	29.40	30.00	20.00
TYPE	4 - Blade	4 - Blade	4 - Blade	4 - Blade	5 - Blade	5 - Blade
CONNECTION TYPE	Clip	Clip	Clip	Clip	Safety Pin	Safety Pin
TO SUIT	FP424	FP436 / FP836	FP440	FP846	FP1046-2	Whiteman / Allen

# Flextool Concrete Power Screeding




## FLEXTOOL PORTASCREED®

The PortaScreed has been engineered to deliver high frequency vibration across the entire blade length. This allows the operator to accurately screed the concrete surface in 75% less time than traditional screeding methods. The PortaScreed is also equipped with four independent handle vibration isolators and a fully adjustable twin handle system maximising operator comfort and screed control.


### FEATURES

- › Unique extruded blade simultaneously cuts and smooths the concrete
- › Four independent handle vibration isolators minimise handle vibration
- › Blades are easily able to be changed in approximately two minutes
- › Fully adjustable twin handle system for total levelling control
- › Tilt up stand keeps the engine out of the concrete and off the ground when not in use
- › Rounded blade ends for easy negotiation of obstacles
- › Emergency engine shut off switch
- › Blades available in seven different sizes

Note: Parchem does not recommend using the PortaScreed to compact concrete. Please enquire about the Flextool immersion vibrator range to ensure sufficient concrete vibration is achieved.



## EXTRUSIONS

MODEL	PS35
PRODUCT CODE	FT203500-UNIT
WEIGHT	kg 13
ENGINE MAKE	Honda
ENGINE MODEL	GX35
MAX RATED POWER	Hp 1.5
FUEL TYPE	

PRODUCT CODE	LENGTH (mm)	WEIGHT (kg)
FT203502-UNIT	1220	2.9
FT203503-UNIT	1800	4.4
FT203504-UNIT	2400	5.8
FT203505-UNIT	3000	7.3
FT203506-UNIT	3600	8.7
FT203507-UNIT	4200	10.2
FT203508-UNIT	4800	11.6



## DOUBLE BEAM SCREEDS

Flextool Double Beam Screeds are an efficient means of levelling and compacting large areas of concrete. Contractors can save labour and increase placement rates as a vibrating screed strikes and compacts concrete in one pass. The vibratory motion of the beams imparts a self-propelling motion to the screed assisting it to travel over the concrete. Pre-tensioned beams on both 6.5m and 8.2m models allow the surface flatness to be controlled by adjusting beam pretension and are recommended for precision finishing. Pull ropes & handles are provided for directional control along with two lifting eyes to facilitate safe and easy onsite handling.



### FEATURES


- › Pretensioned beams for precision finishing (6.5 & 8.2m only)
- › Honda GX160 Engine for reliability
- › Non-corrosive aluminium beams for reduced weight and easy cleaning
- › Vibration depth to 200mm
- › Lifting / crane points for safe and easy onsite handling.
- › Powerful sealed vibrator with heavy duty bearings and oil bath lubrication for maintenance free operation.

### › APPLICATIONS

- › Roadways
- › Airport Aprons
- › Tilt & Precast Panels
- › Warehouse Floors
- › Rail Construction
- › Bridge Decks



## DOUBLE BEAM SCREED ENGINE KIT - PART 1

PRODUCT CODE		FT202050-UNIT
OPERATING WEIGHT	kg (lb)	37 (81)
ENGINE MAKE		Honda
ENGINE MODEL		GX160
MAX RATED POWER	Hp	5.5
FUEL TYPE		

## DOUBLE BEAM SCREED BEAMS - PART 2

PRODUCT CODE		FT201320-UNIT	FT201532-UNIT	FT201611-UNIT
WEIGHT	kg (lb)	45 (99)	80 (176)	94 (207)
LENGTH	m	4.1	6.5	8.2
PRE TENSIONED		No	Yes	Yes





## Flextool Hand Tools



### POINTED TROWELS

Pointed trowels are used for trowelling concrete floors and other general concrete work. The pointed nose of the trowel provides flexibility when trowelling around corners and protrusions in the concrete whilst also reducing marks left by the. Flextool pointed trowels are produced using high carbon steel to optimise blade flexibility and durability. Flextool pointed trowels are also fitted with a single piece forged aluminium spine for extra strength and blade support. Available in both ProSoft rubber grip and solid moulded plastic handles.

PRODUCT CODE	DESCRIPTION	WIDTH (mm)	LENGTH (mm)	PACK QTY
FT4P1001-UNIT	Pointed Trowel - ProSoft Handle	120	365	6
FT4P1009-UNIT	Pointed Trowel - ProSoft Handle	100	355	6
FT4P1091-UNIT	Pointed Trowel - ProSoft Handle	115	405	6
FT4P1092-UNIT	Pointed Trowel - ProSoft Handle	115	450	6
FT4P1093-UNIT	Pointed Trowel - ProSoft Handle	115	500	6
FT41009P-UNIT	Pointed Trowel - Plastic Handle	100	355	6
FT41091P-UNIT	Pointed Trowel - Plastic Handle	115	405	6



ProSoft Handle



Hard Plastic Handle

### SQUARE TROWELS

Square trowels are used where pointed trowels are not suitable and for general concrete work. Suitable for use on concrete stairs and other vertical applications. Flextool square trowels are produced using high carbon steel to optimise blade flexibility and durability. Flextool square trowels are also fitted with a single piece forged aluminium spine for extra strength and blade support. Available with ProSoft rubber grip handles in both closed and open style configurations.

PRODUCT CODE	DESCRIPTION	WIDTH (mm)	LENGTH (mm)	PACK QTY
FT4P1002-UNIT	Square Trowel - ProSoft Handle	120	280	6
FT4P1081-UNIT	Square Trowel - ProSoft Handle	115	405	6
FT410020-UNIT	Square Trowel - ProSoft Open Handle	120	280	6
FT410810-UNIT	Square Trowel - ProSoft Open Handle	115	405	6



ProSoft Handle



Open Handle

## STEEL FLOATS

Steel Floats or "Sides Up" trowels as they are sometimes referred to are used for creating a non-slip finish on the concrete surface, also known as a stippled or coved finish. They are also used for trowelling dry shake materials into the top surface of the concrete. Steel floats produce a finer texture to wood floats and are more durable and longer wearing due to their solid steel blade. Available with ProSoft rubber handle for user comfort.

PRODUCT CODE	DESCRIPTION	WIDTH (mm)	LENGTH (mm)	PACK QTY
FT42009S-UNIT	Stainless Steel Float - ProSoft Handle	160	210	6
FT42019S-UNIT	Stainless Steel Float - ProSoft Handle	150	380	6
FT42029S-UNIT	Stainless Steel Float - ProSoft Handle	100	290	6



## MAGNESIUM FLOATS

Magnesium Floats are used in the early stages of concrete placement for working the concrete and bringing moisture to the surface. They can also be used again in the late stages of concrete finishing to create a fine textured finish similar to a steel or wood float. All Flextool magnesium floats are produced with a broken-in or curved blade and come standard with a ProSoft rubber grip for user comfort.

PRODUCT CODE	DESCRIPTION	WIDTH (mm)	LENGTH (mm)	PACK QTY
FT4P2051-UNIT	Magnesium Float - ProSoft Handle	80	405	6
FT4P2052-UNIT	Magnesium Float - ProSoft Handle	80	510	6



## WOOD FLOATS

Wood floats are used for creating a rough non-slip or textured finish on the concrete surface. Used predominately for outdoor areas such as footpaths and other pedestrian traffic applications. Available with ProSoft rubber handle for user comfort.

PRODUCT CODE	DESCRIPTION	WIDTH (mm)	LENGTH (mm)	PACK QTY
FT4P8001-UNIT	Wood Float - ProSoft Handle	112	300	6
FT4P8002-UNIT	Wood Float - ProSoft Handle	112	380	6
FT4P8024-UNIT	Wood Float - ProSoft Handle	65	600	6



## MARBLE SHEEN TROWELS

Marble Sheen trowels offer maximum blade flexibility due to their shorted blade support spine, developed initially for finishing swimming pools these tools can be used in a wide range of applications where a curved finish is required. Constructed using super flexible high carbon steel and available with ProSoft rubber handle for user comfort.

PRODUCT CODE	DESCRIPTION	WIDTH (mm)	LENGTH (mm)	SPIKE LENGTH (mm)	PACK QTY
FT4P1021-UNIT	Marble Sheen Trowel - ProSoft Handle	100	350	160	6
FT4P1022-UNIT	Marble Sheen Trowel - ProSoft Handle	100	450	160	6



## KNEELING BOARD

PRODUCT CODE	DESCRIPTION	WIDTH (mm)	LENGTH (mm)	PACK QTY
FT410209-UNIT	Concrete Kneeling Board	350	490	6



## CONCRETE EDGERS - BEVEL

PRODUCT CODE	DESCRIPTION	WIDTH (mm)	LENGTH (mm)	ANGLE	BEVEL (mm)	PACK QTY
FT44013S-UNIT	Edger - ProSoft Handle	100	150	45	25	6



## CONCRETE EDGERS - BULL NOSE

PRODUCT CODE	DESCRIPTION	WIDTH (mm)	LENGTH (mm)	RADIUS (mm)	DEPTH (mm)	PACK QTY
FT44001S-UNIT	Edger - ProSoft Handle	75	140	5	12	6
FT44002S-UNIT	Edger - ProSoft Handle	75	140	6	12	6
FT44003S-UNIT	Edger - ProSoft Handle	75	140	10	19	6
FT44006S-UNIT	Edger - ProSoft Handle	75	140	19	19	6
FT44008S-UNIT	Edger - ProSoft Handle	100	150	6	14	6
FT47001S-UNIT	Edger - ProSoft Handle	150	230	25	24	6
FT47002S-UNIT	Edger - ProSoft Handle	112	175	12	22	6
FT47003S-UNIT	Edger - ProSoft Handle	112	175	25	19	6
FT47006S-UNIT	Edger - ProSoft Handle	105	150	10	14	6
FT47008S-UNIT	Edger - ProSoft Handle	140	200	20	19	6



## VEE JOINTERS - STEEL

PRODUCT CODE	DESCRIPTION	WIDTH (mm)	LENGTH (mm)	DEPTH (mm)	PACK QTY
FT43001S-UNIT	Vee Jointer - ProSoft Handle	75	152	10	6
FT43002S-UNIT	Vee Jointer - ProSoft Handle	150	175	12	6
FT43012S-UNIT	Vee Jointer - ProSoft Handle	150	175	20	6



## VEE JOINTERS - CAST

PRODUCT CODE	DESCRIPTION	WIDTH (mm)	LENGTH (mm)	DEPTH (mm)	PACK QTY
FT4FP11A-UNIT	Vee Jointer - ProSoft Handle	75	150	10	6
FT4FP13B-UNIT	Vee Jointer - ProSoft Handle	75	150	12	6
FT4FP18E-UNIT	Vee Jointer - ProSoft Handle	75	200	25	6



## STEP TREAD TOOL - CAST

PRODUCT CODE	DESCRIPTION	WIDTH (mm)	LENGTH (mm)	NO. GROOVES	PACK QTY
FT4FP19G-UNIT	Step Tread Tool - ProSoft Handle	75	150	7	6



## CONCRETE SCREED WITH LEVEL VIAL

### FEATURES

- Clamp on style handle which may be reversed to the working face for second use.
- Fitted with end plugs as well as powder coated for easy clean up.




PRODUCT CODE	DESCRIPTION	LENGTH (mm)	PACK QTY
FT4S0012-UNIT	Aluminium Concrete Screed	1200	3
FT4S0015-UNIT	Aluminium Concrete Screed	1500	3
FT4S0018-UNIT	Aluminium Concrete Screed	1800	3
FT4S0021-UNIT	Aluminium Concrete Screed	2100	3
FT4S0024-UNIT	Aluminium Concrete Screed	2400	3
FT4S0027-UNIT	Aluminium Concrete Screed	2700	3
FT4S0030-UNIT	Aluminium Concrete Screed	3000	3
FT4S0036-UNIT	Aluminium Concrete Screed	3600	3
FT4S0042-UNIT	Aluminium Concrete Screed	4200	3

## CONCRETE PLACING RAKES



PRODUCT CODE	DESCRIPTION	BLADE WIDTH (mm)	LENGTH (mm)	PACK QTY
FT4CC011-UNIT	Concrete Placing Rake - Pull Style	500	1650	6
FT4CC013-UNIT	Concrete Placing Rake - Push/Pull Style	500	1650	6



## CONCRETE SHOVELS

PRODUCT CODE	DESCRIPTION	LENGTH (mm)	PACK QTY
FT4HGT75-UNIT	Steel D - Handle Concreters Shovel	1050	6
FT4RW025-UNIT	Steel D - Handle Concreters Shovel	1150	6



## STANDING BRACKET

PRODUCT CODE	DESCRIPTION	PACK QTY
FT40FPSB-UNIT	Standing Bracket	1



## HANDLES &amp; ADAPTORS



Telescopic Extension Handle



Telescopic Handle Adaptor



Clip Together Handle



Replacement Handle

PRODUCT CODE	DESCRIPTION	FEATURES	PACK QTY
FT4H0076-UNIT	Telescopic Extension Handle - 2.75m to 5m	Lock nut handle length adjustment	10
FT40076E-UNIT	Telescopic Extension Handle Adaptor	Removable adaptor tube	50
FT4H0588-UNIT	Clip Together Handle 1.8m	Clip together handle	50
FT42051H-UNIT	Replacement Handle - Mag & Wood Float		6

SUITABLE FOR USE WITH CLIP TOGETHER OR TELESCOPIC HANDLES  
BULLFLOATS

PRODUCT CODE	DESCRIPTION	WIDTH (mm)	LENGTH (mm)	PACK QTY
FT4B0600-UNIT	Aluminium Bullfloat	150	600	10
FT4B0900-UNIT	Aluminium Bullfloat	150	900	10
FT4B1200-UNIT	Aluminium Bullfloat	150	1200	10
FT4B1800-UNIT	Aluminium Bullfloat	150	1800	5
FT4302SW-UNIT	Bullfloat - Replacement Tilt Mechanism	-	-	1



## FINISHING BROOMS

PRODUCT CODE	DESCRIPTION	LENGTH (mm)	BRISTLE TYPE	PACK QTY
FT4B1572-UNIT	Finishing Broom	600	Medium	10
FT4B1573-UNIT	Finishing Broom	750	Medium	10
FT4B1574-UNIT	Finishing Broom	900	Medium	10




## WALKING TOOLS

PRODUCT CODE	DESCRIPTION	WIDTH (mm)	LENGTH (mm)	RADIUS (mm)	DEPTH (mm)	PACK QTY
FT4009SW-UNIT	Walking Tool - Steel Float	160	210	-	-	6
FT4019SW-UNIT	Walking Tool - Steel Float	150	380	-	-	6
FT4002SW-UNIT	Walking Tool - Edger	112	175	12	22	6
FT4702SW-UNIT	Walking Tool - Vee Jointer	150	175	-	12	6



## WALKING TROWELS

PRODUCT CODE	DESCRIPTION	WIDTH (mm)	LENGTH (mm)	PACK QTY
FT4FW555-UNIT	Walking Trowel - Round Ends - Carbon Steel	120	600	6
FT4FW557-UNIT	Walking Trowel - Round Ends - S/Steel	120	600	6



## FRESNO TROWELS

PRODUCT CODE	DESCRIPTION	WIDTH (mm)	LENGTH (mm)	PACK QTY
FT4FF607-UNIT	Fresno Trowel	115	600	6
FT4FF609-UNIT	Fresno Trowel	115	900	6





## BOLT CUTTERS

PRODUCT CODE	DESCRIPTION	LENGTH (mm)	PACK QTY
FT4RW094-UNIT	Bolt Cutters	750	5
FT4RW095-UNIT	Bolt Cutters	900	5



## STONING HAMMERS

PRODUCT CODE	DESCRIPTION	WEIGHT (lb)	LENGTH (mm)	PACK QTY
FT4RW033-UNIT	Stoning Hammer - F/Glass Handle - Short	4	285	6



## FLAT FLOOR TOOLS

These extruded magnesium flat floor tools are specifically designed to improve floor or pavement flatness. Each tool comes standard with three 1.8 m clip-together aluminium handles, stabilising outriggers and equalizer pitch adjusting head for precise, even control.

### BUMP CUTTER

Cuts down bumps and fills low areas after concrete slab has been floated.


### CHECK ROD

Reduces bumps and fills low areas while the concrete is still plastic.

### CHANNEL FLOAT

Use in place of traditional bull floats for flatter floors.

PRODUCT CODE	DESCRIPTION	WIDTH (mm)	HEIGHT (mm)	LENGTH (mm)	PACK QTY
FT4000BC-UNIT	Bump Cutter	3000	102	51	1
FT4000CR-UNIT	Check Rod	3000	51	102	1
FT4000CF-UNIT	Channel Float	3000	51	152	1



## HEAVY DUTY BULLFLOAT

These heavy duty bullfloats are the concrete placers workhorse. This hard wearing tool is made from the highest quality extruded material for added strength and longer life. Comes complete with H/D worm pitch drive and three 1800mm clip together handles.

PRODUCT CODE	DESCRIPTION	WEIGHT (lb)	LENGTH (mm)	PACK QTY
FT450084-UNIT	Heavy Duty Bullfloat		1200	1



## ACCESSORIES

PRODUCT CODE	DESCRIPTION	PACK QTY
FT240680-UNIT	Heavy Duty Pitch Control Mechanism	1
FTHANDLE-UNIT	Heavy Duty Clip Together Handle 50mm x 1800mm	3



## MATERIAL SPREADER

Used for spreading dry shake materials such as Sicaltop & Decorative colour hardeners

### FEATURES

- 40kg hopper capacity
- Adjustable spreading rate from 0.5kg/m<sup>2</sup> to 2.5kg/m<sup>2</sup>
- Mesh roller pushes material to the surface
- Hopper includes integrated bag breakers
- Hand activated lever opens/closes discharge gate to start/stop material flow

PRODUCT CODE	DESCRIPTION	PACK QTY
FT4TV830-UNIT	Material Spreader	1




# Soil Compaction

## FLEXTOL FORWARD PLATE COMPACTOR

Flextool CP80 forward plate compactor is suitable for a wide range of compaction applications. Is highly portable, easily manoeuvrable and delivers excellent compaction results.

### FEATURES

- Solid, high strength steel base plates with curved edges
- Heavy duty handle mounts reduce operator fatigue
- Central lifting hook for easy and safe onsite handling
- Conveniently placed side lifting handles
- Fold over handles for easy transport and storage

MODEL		CP80
PRODUCT CODE		FT203194-UNIT
OPERATING WEIGHT	kg	90
PLATE SIZE (W X L)	mm	460 x 610
CENTRIFUGAL FORCE (MAX)	kN	19.8
VIBRATION FREQUENCY	V.P.M	7,000
MAX TRAVEL SPEED	m/min	26
MAX GRADEABILITY	%	35
MAX COMPACTED AREA	m <sup>2</sup> /h	717
ENGINE MAKE		Honda
ENGINE MODEL		GX160
MAX RATED POWER	Hp	5.5
FUEL TYPE		



# Flextool Diamond Cutting & Drilling

## FLEXTOOL BRICK & MASONRY SAW

### FEATURES

- 240VOLT, 10 Amp - 1.7kW, 2.3H.P. Electric motor
- Blade size 355mm
- +125mm depth of cut
- 500mm length of cut
- Trolley complete with foot pedal, pneumatic wheels and handles
- Travel cart with angle jig
- Powder coated and anodized brick saw and trolley
- Button for water control on top handle for easy control of water flow
- Securing latch for travel cart during transportation
- High quality sealed roller bearings
- Shipping Weight - 130kg
- Dry weight - 110kg
- Packaged dimensions - 1220 x 720 x 950

PRODUCT CODE		FT109503-UNIT
MOTOR		240 V Electric 1.7 kW, 10 Amp 2.3HP
DEPTH OF CUT	mm	125
WEIGHT	kg	110



Blades not included

## FLEXTOOL FLOOR / ROAD SAWS

### FEATURES

- Light and portable one-man operation
- Versatile street saws
- Powerful Honda Petrol engines with cyclone air filtration system
- Simple design for easy maintenance
- Accurate ACME Thread Raise/Lower
- Industrial Blade Shaft bearings for long service life
- Rigid Steel Box Frame for strength/accurate blade tracking

MODEL		FP11
PRODUCT CODE		FT102516-UNIT
ENGINE		Honda, 13 hp
BLADE SIZE	mm	457
DEPTH OF CUT	mm	165
DIMENSIONS	mm	838 x 533 x 940
WEIGHT	kg	123



Blades not included



## Bladetec® Diamond Blades

### LASER WELDED GOLD

Laser welded blade commonly used on table saws and brick saws for cutting hard materials such as clay bricks and pavers. Can also be used on petrol powered hand saws and floor saws under 24hp for cutting very hard concrete. Recommended for wet use only.

PRODUCT CODE	DESCRIPTION	SPECIFICATION
FT1W350T-UNIT	Bladetec Diamond Blade 355Mm-14" (Gold)	360×10×3.5×40×24×2.2 (340)



### LASER WELDED WHITE

Laser welded blade for general purpose cutting of both reinforced and non-reinforced concrete. Can be used on hand held petrol saws and floor saws under 24hp. Should be used wet.

PRODUCT CODE	DESCRIPTION	SPECIFICATION
FT11350T-UNIT	Bladetec Diamond Blade 355Mm-14" (White)	360×10×3.5×40×24(3)×2.5 (340)
FT11400T-UNIT	Bladetec Diamond Blade 415Mm-16" (White)	410×10×3.5×40×28(4)×2.5 (390)
FT11450P-UNIT	Bladetec Diamond Blade 460Mm-18" (White)	460×10×4.0×40×32(3)×2.8 (440)
FT11500P-UNIT	Bladetec Diamond Blade 510Mm-20" (White)	510×10×4.0×40×36(4)×2.8 (490)



### LASER WELDED GREY COMBINATION

Laser welded combination blade used for cutting a mixture of concrete and softer materials such as asphalt, sandstone and besser brick. Can be used on hand held petrol saws, floor saws under 24hp and bench/brick saws. Should be used wet.

PRODUCT CODE	DESCRIPTION	SPECIFICATION
FT1C300T-UNIT	Bladetec Diamond Blade 305Mm-12" (Combi)	310×10×3.2×40×21(3)×2.2 (290)
FT1C350T-UNIT	Bladetec Diamond Blade 355Mm-14" (Combi)	360×10×3.5×40×24(3)×2.5 (340)
FT1C400T-UNIT	Bladetec Diamond Blade 415Mm-16" (Combi)	410×10×3.5×40×28(4)×2.5 (390)
FT1C450P-UNIT	Bladetec Diamond Blade 460Mm-18" (Combi)	460×10×4.0×40×32(3)×2.8 (440)
FT1C500P-UNIT	Bladetec Diamond Blade 510Mm-20" (Combi)	510×10×4.0×40×36(4)×2.8 (490)



### LASER WELDED BLACK

Laser welded blade for all asphalt cutting applications with a drop segmented for under-cut protection. Used on floor saws under 25hp. Should be used wet.

PRODUCT CODE	DESCRIPTION	SPECIFICATION
FT12350T-UNIT	Bladetec Diamond Blade 355Mm-14" (Black)	360×10×3.5×40×24(3)×2.5 (340)
FT12400T-UNIT	Bladetec Diamond Blade 415Mm-16" (Black)	410×10×3.5×40×28(4)×2.5 (390)
FT12450P-UNIT	Bladetec Diamond Blade 460Mm-18" (Black)	460×10×4.0×40×32(3)×2.8 (440)





## LASER WELDED BRICK (SILENT)

Premium quality laser welded "Silent" blade with a sandwich type steel core designed to keep cutting noise down to a minimum. Used for cutting hard clay bricks and pavers and non abrasive blocks. Should be operated only on brick and bench saws under 5hp and used with water.

PRODUCT CODE	DESCRIPTION	SPECIFICATION
FT150SLP-UNIT	Bladetec Diamond Blade 355Mm-14" (Brk/Sln)	350×10×3.2×40×24×2.2 (330)-SWCH



## VACUUM BRAZED TECHNOLOGY

New technology vacuum brazed blade for general type cutting of most materials including concrete, masonry, metal, wood, plastic, steel, cast iron, copper, brick, cement sheet, timber, tree roots, PVC, rubber and polycarbonate. Mainly used on petrol powered hand saws and can be used both wet and dry. Also known as a rescue blade.

PRODUCT CODE	DESCRIPTION	SPECIFICATION
FT11GVT7-UNIT	Bladetec Diamond Blade 355Mm-14" (All-Cut)	350×8×3.6×40×21×2.2(290)-GVT7



## PROFESSIONAL BLADES

PRODUCT CODE	DESCRIPTION	SPECIFICATION
FT15010W-UNIT	Bladetec Diamond Blade 355Mm-14" 10Mm Wd Seg	360×10×9.5×40×24×4.0 (330)



## ACCESSORIES

PRODUCT CODE	DESCRIPTION
FT200031-UNIT	Bladetec Diamond Blade Spacer 25.4Mm To 20Mm





## CONTINUOUS RIM

Continuous rim blade for use on power tools and tile saws for precise and chip free cutting of granite, ceramic, terracotta and porcelain tiles. Can be used both wet or dry.

PRODUCT CODE	DESCRIPTION	SPECIFICATION
FT1B105T-UNIT	Bladotec Diamond Blade 105Mm-4" (Cont Rim)	107×8×1.6×1.2
FT1B125T-UNIT	Bladotec Diamond Blade 125Mm-5" (Cont Rim)	127×8×1.6×1.2



## TURBO RIM (ABRASIVE)

Premium quality turbo rim blade for cutting softer type materials giving fast efficient cutting with extended life. Types of materials recommended for cutting include concrete blocks/pavers, sandstone and aerated concrete. Can be used both wet or dry.

PRODUCT CODE	DESCRIPTION	SPECIFICATION
FT103580-UNIT	Bladotec Diamond Blade 230Mm-9" Green Saw	230×10×2.6×33×18×1.8



## TURBO RIM

Turbo rim blade used in a variety of general purpose cutting applications where a chip free cut is not required. Used for cutting materials such as clay and concrete bricks, cement sheet, general concrete (not reinforced), concrete roof tile and clay/concrete pipes. Can be used both wet or dry.

PRODUCT CODE	DESCRIPTION	SPECIFICATION
FT1F105T-UNIT	Bladotec Diamond Blade 105Mm-4" (Turbo)	105×10×2.0×1.2
FT1F125T-UNIT	Bladotec Diamond Blade 125Mm-5" (Turbo)	125×10×2.0×1.2
FT1F180T-UNIT	Bladotec Diamond Blade 180Mm-7" (Turbo)	180×10×2.4×1.6
FT1F230T-UNIT	Bladotec Diamond Blade 230Mm-9" (Turbo)	230×10×2.6×1.8



## V-SEGMENT CRACK CHASER

Premium quality crack chasing blade with a "V" type segment designed to follow and widen cracks in concrete prior to repair. Most commonly used by the professional in dry application.


PRODUCT CODE	DESCRIPTION	SPECIFICATION
FT1K105P-UNIT	Bladotec Diamond Blade 105Mm-4" (V-Segment)	105×10×9.5×30×8×4.0 (85)
FT1K125P-UNIT	Bladotec Diamond Blade 125Mm-5" (V-Segment)	125×10×9.5×30×10×4.0 (105)
FT1K180P-UNIT	Bladotec Diamond Blade 180Mm-7" (V-Segment)	178×10×9.5×32×14×4.0 (158)



## 9.5mm WIDE TUCK POINT

Premium quality 9.5mm wide blade used for tuck pointing and cleaning of mortar joints. Most commonly used by the professional in dry application.

PRODUCT CODE	DESCRIPTION	SPECIFICATION
FT1105P9-UNIT	Bladotec Diamond Blade 105Mm-4" (Tuck 9.5MM)	100×12×9.5×30×7×5.5 (76)
FT1125P9-UNIT	Bladotec Diamond Blade 125Mm-5" (Tuck 9.5MM)	125×12×9.5×32×9×4.0 (101)
FT1180P9-UNIT	Bladotec Diamond Blade 180Mm-7" (Tuck 9.5MM)	178×12×9.5×34×13×4.0 (154)



## CORE DRILLS

Hand held core drill for the professional tradesman with a 150mm diameter drilling capacity.

PRODUCT CODE		NP71PUEL-UNIT
DESCRIPTION		Car Core Drill Motor T1PU-EL (H/Held)
VOLTAGE	V	230 / 50-60HZ
POWER	W	2200
IDLE SPEED	RPM	750 - 1800 - 2500
LOAD SPEED	RPM	530 - 1280 - 1780
CAPACITY IN CONCRETE	mm	20+150
BIT CONNECTION		1" 1/4 UNC / 1/2 G
MECHANICAL CLUTCH		BRASS RINGS
MULTI FUNCTION ELECTRONIC		SOFT START, ELECTRONIC CLUTCH
P.R.C.D.		10 MA, 20 MSEC
WEIGHT	kg	7.3



## BLADETEC® CORE DRILL

With a wide range of sizes available in both 1/2" GAS and 1 1/4" UNC back end fittings, Bladetek diamond core bits give the professional tradesman excellent performance in both drilling speed and life of the drill bit. Designed for drilling all types of reinforced concrete and masonry and should only be used in wet application.



PRODUCT CODE	DESCRIPTION
FT1B0018-UNIT	Bladetek Core Drill 18MM
FT1B0022-UNIT	Bladetek Core Drill 18MM
FT1B0028-UNIT	Bladetek Core Drill 28MM
FT1B0032-UNIT	Bladetek Core Drill 32MM
FT1B0038-UNIT	Bladetek Core Drill 38MM
FT1B0042-UNIT	Bladetek Core Drill 42MM
FT1B0050-UNIT	Bladetek Core Drill 50MM
FT1B0064-UNIT	Bladetek Core Drill 64MM
FT1B0076-UNIT	Bladetek Core Drill 76MM
FT1B0083-UNIT	Bladetek Core Drill 83MM
FT1B0092-UNIT	Bladetek Core Drill 92MM
FT1B0102-UNIT	Bladetek Core Drill 102M
FT1B0127-UNIT	Bladetek Core Drill 127M
FT1B0152-UNIT	Bladetek Core Drill 152M
FT1B0166-UNIT	Bladetek Core Drill 166M
FT1B0254-UNIT	Bladetek Core Drill 254M

## DRILL STAND

Drill stand for the professional tradesman with 45° tilt back for angled drilling.



BS350-Collar



BS-350

PRODUCT CODE	DESCRIPTION
NP7BS350-UNIT	Car Drill Stand 45° Angle Column
NP7OLLAR-UNIT	Car Drill Stand Mounting Bkt (H/Held)

# Flextool Surface Preparation

## FLEXTOL CUB GRINDER

PRODUCT CODE	FT1RTCUB-UNIT
DESCRIPTION	Flextool Cub Grinder 250MM
WORKING WIDTH	Ø250mm
MOTOR	2.2kW / 230V
WORKING SPEED	1450RPM
WEIGHT	46kg



PRODUCT CODE	DESCRIPTION	SPECIFICATION
FT1TE250-UNIT	Bladetec Grinding Shoes Quick Fit Adaptor Plate	
FT124730-UNIT	Bladetec Grinding Shoes Quick Fit 16GR HC	80×2×10×10×40
FT124679-UNIT	Bladetec Grinding Shoes Quick Fit 16GR MC	80×2×10×10×40
FT1EHC20-UNIT	Bladetec Grinding Shoes Quick Fit 20GR HC	80×2×10×10×40
FT1EMC20-UNIT	Bladetec Grinding Shoes Quick Fit 20GR MC	80×2×10×10×40
FT1ABE20-UNIT	Bladetec Grinding Shoes Quick Fit 20GR SC EX	80×2×10×10×40
FT124716-UNIT	Bladetec Grinding Shoes Quick Fit 30/40GR HC	80×2×10×10×40
FT124648-UNIT	Bladetec Grinding Shoes Quick Fit 30/40GR MC	80×2×10×10×40
FT124785-UNIT	Bladetec Grinding Shoes Quick Fit 30/40GR SC	80×2×10×10×40
FT1ABE40-UNIT	Bladetec Grinding Shoes Quick Fit 30/40GR SC EX	80×2×10×10×40
FT124709-UNIT	Bladetec Grinding Shoes Quick Fit 80GR HC	80×2×10×10×40
FT124624-UNIT	Bladetec Grinding Shoes Quick Fit 80GR MC	80×2×10×10×40
FT1MC150-UNIT	Bladetec Grinding Shoes Quick Fit 150GR MC	80×2×10×10×40
FT1UBPCD-UNIT	Bladetec Grinding Shoes Quick Fit PCD	



PRODUCT CODE	DESCRIPTION	SPECIFICATION
FT105THC-UNIT	Bladetec Grinding Plate 250MM (30/40GR) 5SEG-HC	250×5×10×10×40
FT105TMC-UNIT	Bladetec Grinding Plate 250MM (30/40GR) 5SEG-MC	250×5×10×10×40
FT15TABE-UNIT	Bladetec Grinding Plate 250MM (30/40GR) 5SEG-SC	250×5×10×10×40
FT110THC-UNIT	Bladetec Grinding Plate 250MM (30/40GR) 10SEG-HC	250×10×10×10×40
FT110TMC-UNIT	Bladetec Grinding Plate 250MM (30/40GR) 10SEG-MC	250×10×10×10×40
FT110TAB-UNIT	Bladetec Grinding Plate 250MM (30/40GR) 10SEG-SC	250×10×10×10×40
FT120THC-UNIT	Bladetec Grinding Plate 250MM (30/40GR) 20SEG-HC	250×20×10×10×40



## UNIVERSAL SHOE TO SUIT BMG-435 & ALL DIAMAG ADAPTER PLATES

Screw type 2-segment diamond shoes to suit the Bladotec BMG-435 Planetary Grinder available in three bonds to cover all types of concrete grinding applications. Whether it be very hard concrete or the other end of the scale with soft abrasive concrete, shoes are available from 16 grit through to 300 grit. Poly Crystalline Diamond (PCD) shoes also available for removal of glues and epoxies which are excessively built up on concrete surfaces. Softer type "chewy" materials are no match for these PCD shoes. Available bond types: Soft, Medium, Hard. Can be used wet or dry.



### 1 SEGMENT GRINDING SHOES

PRODUCT CODE	DESCRIPTION	SPECIFICATION
FT1C201S-UNIT	Bladotec BMG Grinding Shoes 20GR HC 1 SEG	80×1×12×12×40
FT146616-UNIT	Bladotec BMG Grinding Shoes 40GR HC 1 SEG	80×1×12×12×40



### 2 SEGMENT GRINDING SHOES

PRODUCT CODE	DESCRIPTION	SPECIFICATION
FT119378-UNIT	Bladotec BMG Grinding Shoes 16GR HC	80×2×10×10×40
FT119316-UNIT	Bladotec BMG Grinding Shoes 16GR MC	80×2×10×10×40
FT119361-UNIT	Bladotec BMG Grinding Shoes 20GR HC	80×2×10×10×40
FT119309-UNIT	Bladotec BMG Grinding Shoes 20GR MC	80×2×10×10×40
FT119408-UNIT	Bladotec BMG Grinding Shoes 20GR SC EX	80×2×10×10×40
FT119354-UNIT	Bladotec BMG Grinding Shoes 30/40GR HC	80×2×10×10×40
FT119286-UNIT	Bladotec BMG Grinding Shoes 30/40GR MC	80×2×10×10×40
FT119422-UNIT	Bladotec BMG Grinding Shoes 30/40GR SC	80×2×10×10×40
FT119392-UNIT	Bladotec BMG Grinding Shoes 30/40GR SC EX	80×2×10×10×40
FT119347-UNIT	Bladotec BMG Grinding Shoes 80GR HC	80×2×10×10×40
FT119279-UNIT	Bladotec BMG Grinding Shoes 80GR MC	80×2×10×10×40
FT119385-UNIT	Bladotec BMG Grinding Shoes 100GR HC	80×2×10×10×40

### PCD GRINDING SHOE

PRODUCT CODE	DESCRIPTION	SPECIFICATION
FT10EPCD-UNIT	Bladotec BMG Grinding Shoes PCD	80×2×10×10×40



## WEDGE BLOCK WHITE

Diamond Wedges with four segments are available with two different bond types. White wedges are a medium bond suitable for general grinding of medium to hard concrete. Can be used wet or dry commonly on the Flextool terrazzo grinder.



PRODUCT CODE	DESCRIPTION	SPECIFICATION
FT10DWHC-UNIT	Bladotec Grinding Diamond Wedge White	4x12x12x40

## TURBO

Turbo diamond cup wheel with grit diamond designed for removal of a wide range of construction materials with exceptional life. Materials include concrete, bricks, concrete pavers, stone, concrete blocks etc. Should be used dry on electric power tools.



PRODUCT CODE	DESCRIPTION	ARBOR	SPECIFICATION
FT129605-UNIT	Bladotec Grinding Cup Wheel Turbo 100MM-C	22.2/16	100×6×20
FT129599-UNIT	Bladotec Grinding Cup Wheel Turbo 100MM-F	22.2/16	100×6×20
FT129568-UNIT	Bladotec Grinding Cup Wheel Turbo 125MM-C	22.2	125×6×20
FT129551-UNIT	Bladotec Grinding Diamond Wedge Black	22.2	125×6×20
FT1GCA2C-UNIT	Bladotec Grinding Cup Wheel Turbo 180MM-C	22.2	180×6×20
FT1GCA2F-UNIT	Bladotec Grinding Cup Wheel Turbo 180MM-F	22.2	180×6×20



## SPIRAL SEG

Spiral diamond cup wheels available with 9, 12 and 24 segments for aggressive grinding to more controlled type application where extended life is desired. Should be used dry on power tools or wet/dry if used on a walk behind floor grinder. Suitable for grinding concrete, bricks, concrete pavers, stone, concrete blocks etc.

PRODUCT CODE	DESCRIPTION	ARBOR	SPECIFICATION
FT1P1009-UNIT	Bladotec Grinding Cup Wheel Spiral 100MM-S12	22.2/16	100×9×7×5×23
FT1P1259-UNIT	Bladotec Grinding Cup Wheel Spiral 125MM-S12	22.2	125×9×7×8×23
FT118012-UNIT	Bladotec Grinding Cup Wheel Spiral 180MM-S12	22.2	178×12×7×8×28
FT118024-UNIT	Bladotec Grinding Cup Wheel Spiral 180MM-S24	22.2	178×24×7×8×28



## PCD

Poly Crystalline Diamond cup wheels specifically designed for removal of glues and epoxies which are excessively built up on concrete surfaces. Softer type "chewy" materials are no match for this aggressive cup wheel. Should be used dry on power tools or wet/dry if used on a walk behind floor grinder.

PRODUCT CODE	DESCRIPTION	ARBOR	SPECIFICATION
FT125PCD-UNIT	Bladotec Grinding Cup Wheel PCD 12 5MM	22.2	125×12×3×1.5×3
FT1PCD24-UNIT	Bladotec Grinding Cup Wheel PCD 17 5MM	22.2	175×24×3×1.5×3

## WEDGE BLOCK BLACK

Black wedges are the hardest of the bonds suitable for freshly laid or abrasive concrete. Can be used wet or dry commonly on the Flextool terrazzo grinder.



PRODUCT CODE	DESCRIPTION	SPECIFICATION
FT10DWHB-UNIT	Bladotec Grinding Diamond Wedge Black	4x12x12x40

## FLEXTOL SURFACE SCARIFIER PETROL 200mm SP8

### FEATURES

- **Versatility** - Surface grinder/scarifier with a cutting width of 200mm (8"), ideal for concrete or asphalt surfaces. A variety of multipurpose, interchangeable tools makes surface cleaning easy, virtually eliminating down time for changing tools
- **Handling** - The machine combines lightweight with compact size & high performance
- **Economical** - The machine gives unsurpassed value & return on your investment in time & equipment
- **Adjustable** - The fine pitch tool height adjustment makes the machine responsive to your needs & extends tool life
- **Expandable** - An optional edger cage can be fitted allowing you to work within 12mm from any wall or protrusion. A dust control outlet is fitted to allow use with an optional dust extractor.

MODEL	BR-SP8H
PRODUCT CODE	FT1RSP8H-UNIT
PATH	200mm (8")
ENGINE	Honda 5.5hp
WEIGHT	61kg




## CUTTER CAGES

PRODUCT CODE	DESCRIPTION
FT1RR139-UNIT	Flextool Surface Scarifier R139 Cutter Cages



## SURFACE SCARIFIER ACCESSORIES

PRODUCT CODE	DESCRIPTION
NPS50078-UNIT	Flextool Surface Scarifier Flail Cage Assembly
NPS50017-UNIT	Flextool Surface Scarifier Cutter Shaft
NPS50339-UNIT	Flextool Surface Scarifier Hardened Washer
FT150120-UNIT	Flextool Surface Scarifier Tungsten Carbide Tipped Cutter 5 Tip




Flail Cage Assembly - "A" Type




## DUST COLLECTORS

Blastrac® surface preparation equipment offers the major benefits of being dust free in operation when connected to one of Blastrac dust collectors. This factor is very important as it expands the possibilities and application fields where Blastrac equipment can be used, especially in areas where dust would not be tolerated, or where the dust could have hazardous implications. Blastrac have developed a range of dust collectors with specific characteristic to work to their optimum performance, and also to employ absolute HEPA filters for total safety when used on hazardous materials.

MODEL		BDC-1216
PRODUCT CODE		NP76220V-UNIT
DIMENSIONS (LXWXH)	mm	640 x 570 x 1000
WEIGHT	kg	40
MAX AIRFLOW	l/min	5200
CLEANING		Manual Shaker
DUST BAG CAPACITY	kg	N/A
DIST BIN CAPACITY	kg	40
FILTER		M-Class Star
DUST HOSE INLET	mm	51
DUST EXTRACTION MOTORS		2 Motors
MOTOR TYPE		
POWER OUTPUT	kW	1.6
VOLTAGE	volts	230
CURRENT	amp	16
FREQUENCY	Hz	50
PHASE TYPE		Single Phase

## DUST COLLECTOR ACCESSORIES

PRODUCT CODE	DESCRIPTION
NP721001-UNIT	Hose fitting 70mm
NP722001-UNIT	Reducer 70 - 50mm
NP722122-UNIT	Chromed handgrip D = 50mm
NP722029-UNIT	Mobile nozzle 400mm D50
CF722147	Mobile nozzle 500mm D50






# Flextool Power Equipment

## FLEXTOOL PRESSURE CLEANER 3000PSI

The Flextool FBX-3000 High Pressure Water Cleaner is built for ultimate performance and durability. With its heavy duty and rugged fully welded steel frame combined with oversized 14" all terrain wheels the FBX-3000 will tackle any worksite with ease. Using only the highest quality components along with the ever reliable Honda GX200 6.5HP engine and Italian engineered Annovi Reverberi Pump the FBX-3000 is unrivalled in its class.

### APPLICATIONS

- Concrete Surface & Preparation Cleaning
- Rental Companies
- Equipment Cleaning

PRODUCT CODE		FT2X3000-UNIT
PUMP PRESSURE	PSI	3000
FLOW	LPM	11.3
PUMP TYPE		Annovi Reverberi
PUMP SPEED	RPM	3400
HOSE LENGTH	m	15
NOZZLE TYPE		Snap-On
WEIGHT	kg	52
ENGINE MAKE		Honda
ENGINE MODEL		GX200
MAX RATED POWER	HP	6.5
FUEL TYPE		



## HIGH PRESSURE WATER CLEANER ACCESSORIES

PRODUCT CODE	DESCRIPTION
NPS80001-UNIT	Flextool High Pressure Hose Reel Kit
NPS80002-UNIT	Flextool Turbo Nozzle



**Parchem Construction Supplies Pty Ltd**

7 Lucca Road, Wyong NSW 2259

Phone: 1300 FLEXTOL

[www.parchem.com.au](http://www.parchem.com.au)

ABN 80 069 961 968

© Copyright 2018 Parchem Construction Supplies Pty Limited

Flextool, the Flextool logo, Portavibe, Flextool Profinish and Portascreed are the trade marks of Parchem Construction Supplies Pty Ltd.

Bladetec is a registered trade mark of Concrete Plus Limited.

Oztec, Blastrac and Allen are registered trade marks and are used under licence.

This publication is copyright. All rights are reserved. Reproduction in whole or in part is prohibited without written permission.

Application details are provided as a suggestion only of intended use. This catalogue is produced as a guide to the product range. Some items may not be available at all outlets. Owing to a continual product improvement, designs & specifications may be subject to change without notice.